





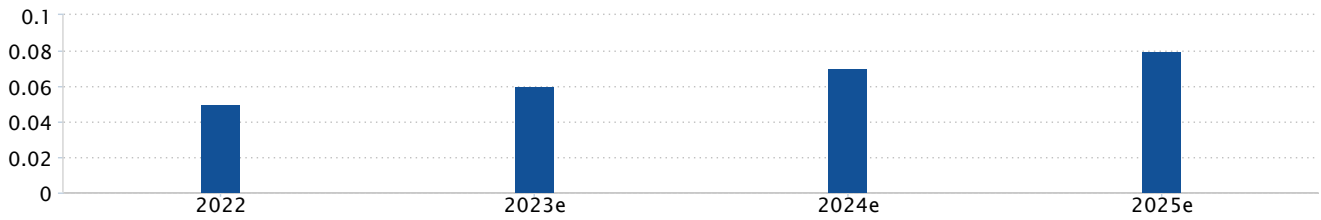


DPS (OMR)		2022	2023e	2024e	2025e
Actual		0.06			
Average		0.05	0.06	0.07	0.08
Median		0.05	0.06	0.07	0.08
High		0.06	0.07	0.08	0.09
Low		0.05	0.05	0.05	0.07
Contributors		2	4	4	3

DPS (OMR, median)



Recalculate data and graphs above,

use data not older than:

14 days
 1 month
 3 months
 6 months
 1 year

or select date here:

9/30/2022 

[SHOW DATA](#)

Contributors

Arqaam Capital
U-Capital

EFG Hermes
United Securities

Disclaimer

Download 

Oman Telecommunications Company (S.A.O.G) (hereafter referred to as "The Company") is followed by the analyst(s) listed above. Please note that any opinions, estimates or forecasts regarding The Company's performance made by these analysts are theirs alone and do not represent opinions, forecasts or predictions of The Company or its management. The Company does not by its reference above or distribution imply its endorsement of or concurrence with such information, conclusions or recommendations. [Read more...](#)

Supplied by ©  EUROLAND.com®